

UniOP MD02R-04

Compact HMI devices with 9 function keys, numerical keypad and 20 characters display.

Highlights

- Shows up to 4 rows, 20 characters of information
- Monochrome LCD
- 9 user programmable function keys with slide-in legends
- 10 user programmable LED indicators
- Multilanguage project capability
- Dual-driver communication
- Connection to industrial bus systems and Ethernet with optional modules
- IP65 front panel protection



The MD02R-04 HMI panels are compact low cost products yet extremely rich in functionality. The products support the rich common functionality of the UniOP operator panels:

- Powerful and intuitive programming with the UniOP Designer software
- Dual-driver communication capability,
- Support of more than 130 communication drivers for industrial devices
- Optional modules for fieldbus systems (Profibus DP, DeviceNet, CANopen, Interbus) and Ethernet
- Display data in numerical, text and bargraph format
- Recipe data storage
- Keyboard macro editor
- Alarms and historical alarm list
- Eight level password protection

Technical Data

The product is available in two versions that differ only by display type.

MD02R-04	Display LCD	Colors -	Backlight LCD	Lifetime 100.000 hours
Display Rows/columns Character height User definable characters Contrast regulation	4/20 5 mm 8 Software			
Memory User memory User memory expansion	512 KB 512 KB			
Front panel Function keys System keys Touch screen User LED's System LED's	9 10 - 9 2			
Connections PC/Printer port PLC port Aux port (fieldbus and Ethernet connection) External keyboard port Programming speed	Yes RS-232, RS-422, RS-485, CL 20 mA Yes, requires optional module No 9600 ÷ 38400 bps			
Functionality Number of variables per page Dual-driver capability Recipe memory Data acquisition and trends UniNet network Alarms Event list Alarm info page Password Battery Hardware RTC Screen saver Buzzer Power supply voltage	Unlimited Yes 16 KB No Client/Server 1024 256 Yes Yes CR2430 (3V 270mA Lithium), non rechargeable, user replaceable. Replace with same type or equivalent compatible with the operating temperature of the product Yes No No 18 ÷ 30 VDC			

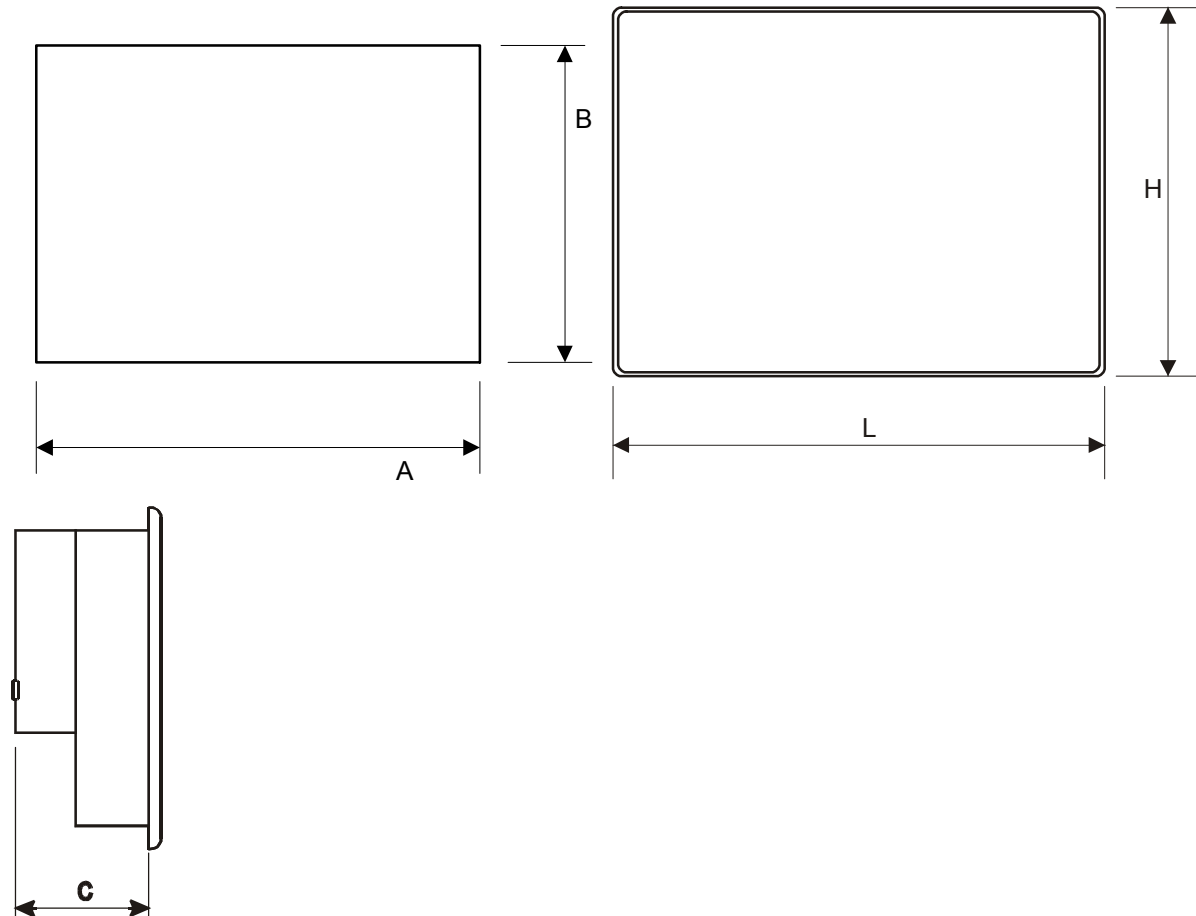
Max power consumption	0.25 A at 24 VDC
Fuse	2 A (user replaceable)
Weight	~ 0.9 Kg
Operating temperature	0 ÷ +50 °C
Storage temperature	-20 ÷ +70 °C
Operating and storage humidity	5 ÷ 85 % RH non-condensing
Protection class	IP65 (front panel)

The products are designed for installation in an industrial environment in compliance with the regulations:

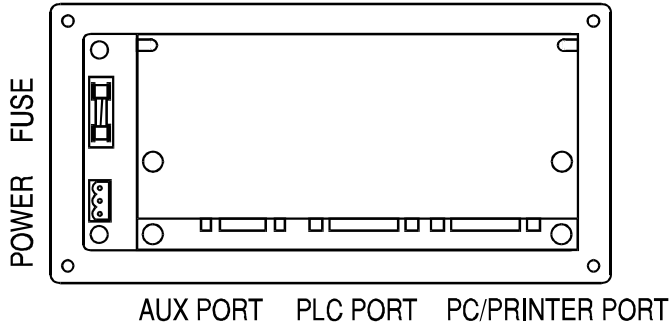
Emitted interference EN 61000-6-4
Noise immunity EN 61000-6-2

Front Dimensions and Cutout

Faceplate LxH	195x98 mm	7.67x3.85 "
Cutout AxB	174x78 mm	6.85x3.43 "
Cutout depth C	74 mm	2.91 "
Max panel thickness	5 mm	0.20"



Connections



The product is compatible with all standard TCM and SCM modules.
To access the slot for the modules, remove the rear cover of the product

The backup battery is accessible for replacement after removing the main module of the unit.

The standard programming cable CA114 can be used with this product.

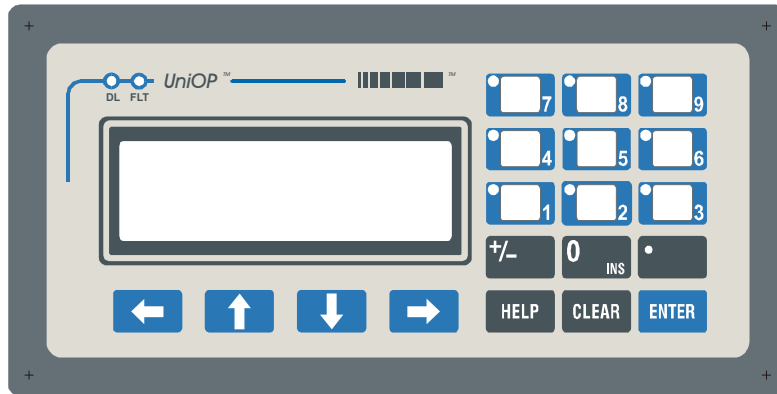
Indicators and keypad

There are several dedicated LED indicators on the front panel of the unit. Functions are described in the table below.

A customizable legend strip is included.

Elements not listed in this chapter are reserved for future use.

LED	Color	Status	Meaning
DL	green	OFF	No keys are pressed and no errors
		BLINK	Communication error
		ON	While any key is pressed (visual feedback)
FL	red	OFF	No hardware problem detected; battery OK
		BLINK	Battery low
		ON	Hardware fault



The RDA mapping of LED indicators is shown in the table below.

RDA Bit	LED on Key
L18	1
L19	2
L20	3
L21	4
L22	5
L23	6
L24	7
L24	8
L26	9

The RDA mapping of all keys is standard.

Function keys associated to keys 1 to 9 have a slide-in legend. Legend strips in laser printable form are available as accessories.

Ordering Information

MD02R-04-0045
R-PRINT2297

Compact low-cost HMI with 4x20 LCD display
Printable legends (5 A4 foils, 8 sets of legends per foil)

Tn196

Copyright © 2004-2012 Exor International S.p.A. Italy

Subject to change without notice

The information contained in this document is provided for informational purposes only. While efforts were made to verify the accuracy of the information contained in this documentation, it is provided “as is” without warranty of any kind.

www.exor-rd.com