

Optidrive E3 Datasheet

Model: ODE-3-140041-3F1B

Input Ratings

Supply Voltage	380-480V
Input Phases	3
Supply Current Continuous	5.6 Amps
Supply Fuse or MCB (Type B)	10 Amps

Output Ratings

Motor Output Rating	1.5 kW
Output Voltage	0 – Supply Voltage
Output Current	4.1 Amps










Cable Information

Max Supply Cable Size	8 mm ²
Max Motor Cable Size	8 mm ²
Max motor cable length	100 metres

VFD Factory Build Options

 EMC Filter	Internal EMC Filter
 Brake Transistor	No Internal Brake Transistor
 Enclosure	IP66 Outdoor Switched

Installation Options & Peripherals

-  Communication Interfaces
-  EMC Filters
-  I/O Options
-  Input Chokes
-  Optistick Smart
-  Output Filters
-  Remote Keypads
-  RJ45 Accessories
-  USB PC Connection Kit



Dimensions



Size	1
Height	232mm
Width	161mm
Depth	162mm
Weight	2.5Kg
Fixings	4 x M4